

TECHNICAL REQUIREMENTS

Kitschburger Str. 28 D-53639 Königswinter
Management: Rolf Sander, Tel: +49-(0)171-4511112

Page 1 of 5

As current by September 2009

Sound: Florian Kessler, +49 (171) 4421405, mail@floriankessler.net
Light: Rafael Müller, +49 (151) 12183321, rafael@allaboutlight.de

Dear Crew, these are our standard technical requirements, forming part of the concert contract between band and organizer. Even if you will supply it exactly as described, we kindly ask that you contact me via mail or phone at least one week in advance of the concert. Changes to the setup might be possible but only if discussed and agreed to in advance.

We have the band for only one hour to set up the backline and for soundcheck, therefore **it is essential to have two hands (in case of long or difficult distance)** for (un)loading for approximately 20 minutes. They **will be needed after the show as well!** Please check with organizer, who is in charge of the hands / where to find them.

The band supplies:

- a) In-ear-monitoring system with own mixing consoles (Aviom)
- b) Stagebox with splitter and FoH-feed
- c) Complete number microphone and di-box
- d) Backline
- e) FoH-technician (monitor technician not required)
- f) Light technician

You supply:

- 1) Stage min. 9x6 Meters free space, clear height above stage min. 4,5 Meter, unrestricted access to stage and doors for easy loading
- 2) Three risers 1x2 M 60cm height for drums (center) and four risers 1x2M 40cm (2 for backing singer and 2 for keyboards left and right of drums)
- 3) Dressing room not accessible by audience (heated and w/toilet)
- 4) At open-air shows, stage safely roofed with backstage area for preparation of backline and change between bands, covered/free of sight by audience
- 5) Speaker system with **adequate power**, at least 2x6kW, type like D&B, Nexo, EAW, JBL (no self-made constructions)
- 6) Two **nearfills fullrange** (12/2) if possible on separate master, if used as center it may be mono

Please do not put the speaker systems on stage, but fly them or put them on separate risers without contact to stage. Please do not put sub-basses under the stage.

- 7) FoH center in front of the stage (distance 15-20M) without riser (on level ground)
- 8) FoH mixing console 32 channel VCA (Midas XL, Yamaha PM series, Soundcraft MH...), we also like digital – then Yamaha M7CL is preferred (then, no siderack is needed except CD-Player and analog master EQ)
- 9) **Ready-to-use talkback microphone** at FoH with tested line back to stage
- 10) 6x Gates (Drawmer, Es-Tec, Glockenklang, Kühnle)
- 11) 8x Compressor (DBX, BSS)
- 12) 4x Effekte, one of these being a Tap-Delay (Yamaha, Lexicon, T.C.)
- 13) 1x Master EQ (Klark, BSS, Yamaha)
- 14) CD-Player

All Equipment: Please do not use “Behringer” or similar low-quality equipment

- 15) 9x tripod microphone stand with boom, large
- 16) 5x tripod microphone stand with boom, small
- 17) 2x round base stand without boom
- 18) Ca. 40 tested XLR cable in different lengths 3-10M, black
- 19) Power supply for stage and FoH, **light and sound separated capable of supplying enough power!**
- 20) Multicore to front incl. returns for talkback

The stagebox needs to be within 10 M of drumkit!

For the setup of PA and lighting system, as well as for setting up microphones and lines on the backline and lighting, two technicians of your crew will be needed.

TECHNICAL REQUIREMENTS

Kitschburger Str. 28 D-53639 Königswinter
 Management: Rolf Sander, Tel: +49-(0)171-4511112

Page 2 of 5

Sound: Florian Kessler, +49 (171) 4421405, mail@floriankessler.net
 Light: Rafael Müller, +49 (151) 12183321, rafael@allaboutlight.de

As current by September 2009

Setup and Soundcheck Items

1. Before arrival of the band:
 - the PA system incl. FoH and lighting has to be set up completely, tested and ready for use. Please check all channels and cables with a microphone
 - preparation of the required cables for backline and microphone stands according stage plan
2. Arrival of the band:
 - the crew should unload the coach and put the backline on stage
 - connect the prepared microphones/stands and di-boxes with the band's microphones and di-boxes on the instruments
 - connect the cables on the stagebox and subsnakes of the band
 - connect the split-out of the band to your stagebox/multicore to FoH
3. After the show: as soon as the band has packed the backline, the crew should load it to the bus

During the show, one technician should pay attention to FoH and stage in case something is not working properly.

<u>Stage</u>		<u>Channel / Instrument</u>			<u>FoH</u>	
<u>POSITION ON STAGE:</u>						
<u>CHANNEL</u>	<u>INSTRUMENT</u>	<u>MICROPHONE/DI</u>	<u>LEFT</u>	<u>STAGE</u>	<u>RIGHT</u>	
			<u>AUDIENCE</u>		<u>CONNECT WITH:</u>	<u>INSERT</u>
1	KICK	SHURE BETA91	Drum kit (rear center)		MAIN STAGEBOX	GATE
2	VOC MATTHI	VOC MATTHI	"		"	GATE
3	SNARE-TOP	SHURE SM57	"		"	COMP
4	SNARE-BOT	SHURE SM57	"		"	
5	HIHAT	RODE NT5-S	"		"	
6	TOM1	SENNHEISER E-604	"		"	GATE
7	TOM2	SENNHEISER E-604	"		"	GATE
8	TOM3	SENNHEISER E-604	"		"	GATE
9	TOM4	SENNHEISER E-604	"		"	GATE
10	OVERHEAD-L	RODE NT5-D	"		"	
11	OVERHEAD-R	RODE NT5-D	"		"	
12	BASS DI	DI (Amp out)	LEFT		SUBSNAKE2	COMP
13	GIT-L	SENNHEISER E-606		RIGHT	SUBSNAKE1	
14	GIT-R	SENNHEISER E-606		RIGHT	SUBSNAKE1	
15	PIANO-L (Key 1)	DI		REAR RIGHT	SUBSNAKE1	
16	PIANO-R (Key1)	DI		"	SUBSNAKE1	
17	SYNTH-L (Key2)	DI		"	SUBSNAKE1	
18	SYNTH-R (Key2)	DI		"	SUBSNAKE1	
19	VOC MIRKO (LEAD)	SHURE SM58	FRONT CENTER		SUBSNAKE2	COMP
20	VOC SUSANN (FEM.BACK)	SHURE SM58	REAR LEFT		SUBSNAKE2	COMP
21	VOC ROY (BASS)	SHURE SM58	FRONT LEFT		SUBSNAKE2	COMP
22	VOC CHRISTOF (KEY)	SHURE SM58		REAR RIGHT	SUBSNAKE1	COMP
23	VOC DRAZEN (GIT)	SHURE SM58		FRONT RIGHT	SUBSNAKE1	COMP
24	AC.GIT.DI	LA DI-2		"	SUBSNAKE2	COMP
25	Optional: VOC OPERA	SHURE SM58	FRONT CENTER		SUBSNAKE2	COMP
26	Optional: BASS MIC		LEFT		MAIN STAGEBOX	
27	Optional: AC.GIT2		LEFT		"	
28					"	
29					"	
30					"	
*31	RETURN1 TALKBACK					
*32	RETURN2 CD/INTRO					

TECHNICAL REQUIREMENTS

THE QUEEN KINGS

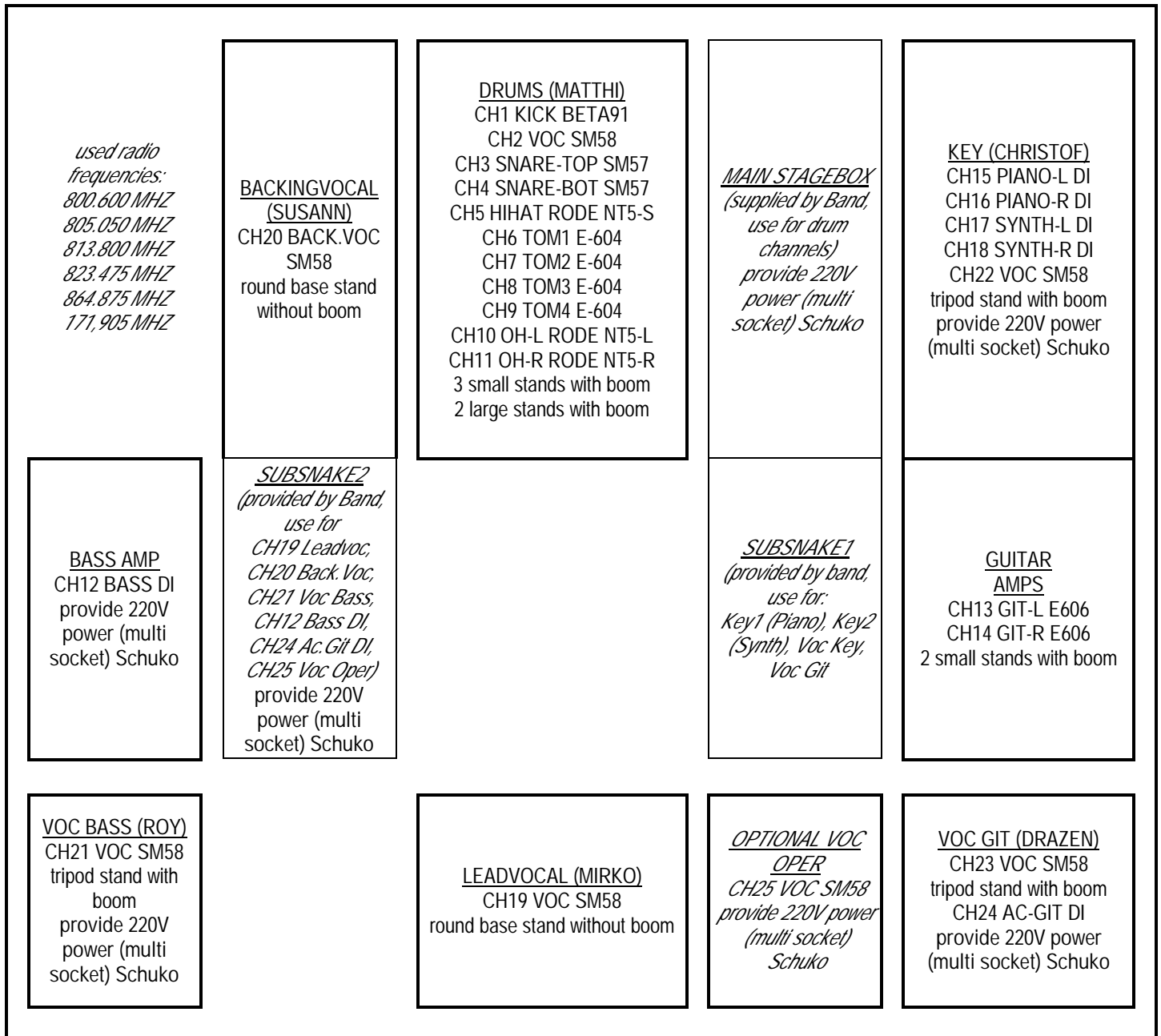
Kitschburger Str. 28 D-53639 Königswinter
Management: Rolf Sander, Tel: +49-(0)171-4511112

Page 3 of 5

Sound: Florian Kessler, +49 (171) 4421405, mail@floriankessler.net
Light: Rafael Müller, +49 (151) 12183321, rafael@allaboutlight.de

As current by September 2009

STAGE PLAN (SOUND)



LEFT

AUDIENCE

RIGHT

!WE HAVE A 10M MULTICORE WITH THE SPLIT FEED FOR FOH AND RETURNS

MAX DISTANCE BETWEEN DRUMS AND YOUR STAGEBOX 10M!

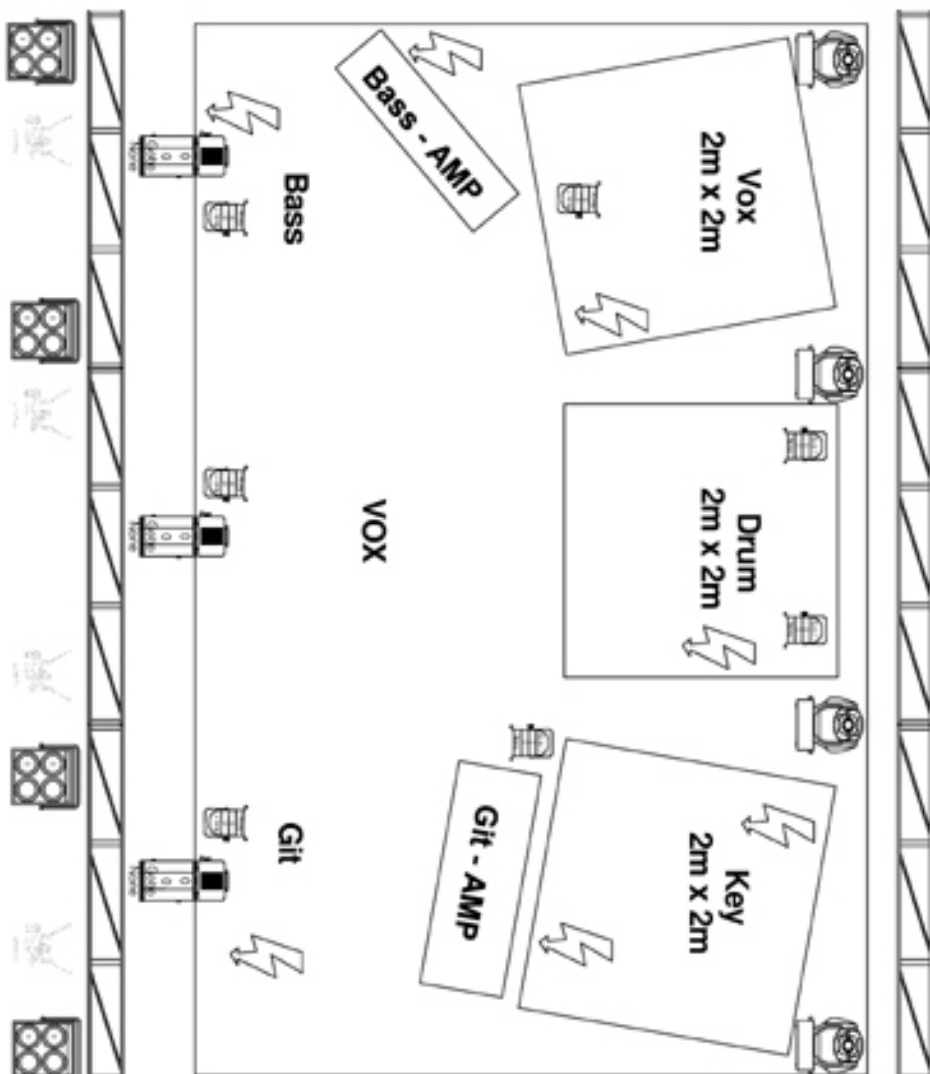
TECHNICAL REQUIREMENTS

Kitschburger Str. 28 D-53639 Königswinter
 Management: Rolf Sander, Tel: +49-(0)171-4511112

Page 4 of 5

Sound: Florian Kessler, +49 (171) 4421405, mail@floriankessler.net
 Light: Rafael Müller, +49 (151) 12183321, rafael@allaboutlight.de

As current by September 2009



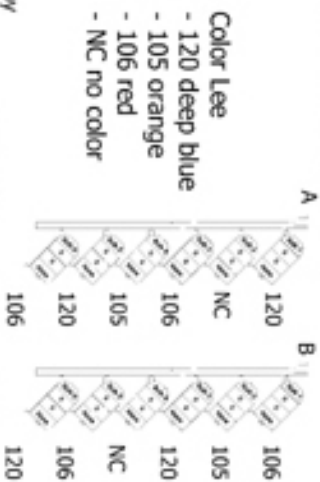
- Backtruss:**
- 4 x 6Bar Par64 CP60
 - 4 x Moving Lights SPOT
 - Black Backdrop

- Floor:**
- 4 x Moving Lights Spot
 - 2 x ACL
 - 7 x Floor cans PAR64 CP62 // 4 CH DIM
 - 1 x Hazer / or Smoke Machine and Fan

- Fronttruss:**
- 4 x 1KW Fresnel // 2 CH DIM
 - 4 x 4Light Blinder
 - 3 x Profile Spot // 3 CH DIM

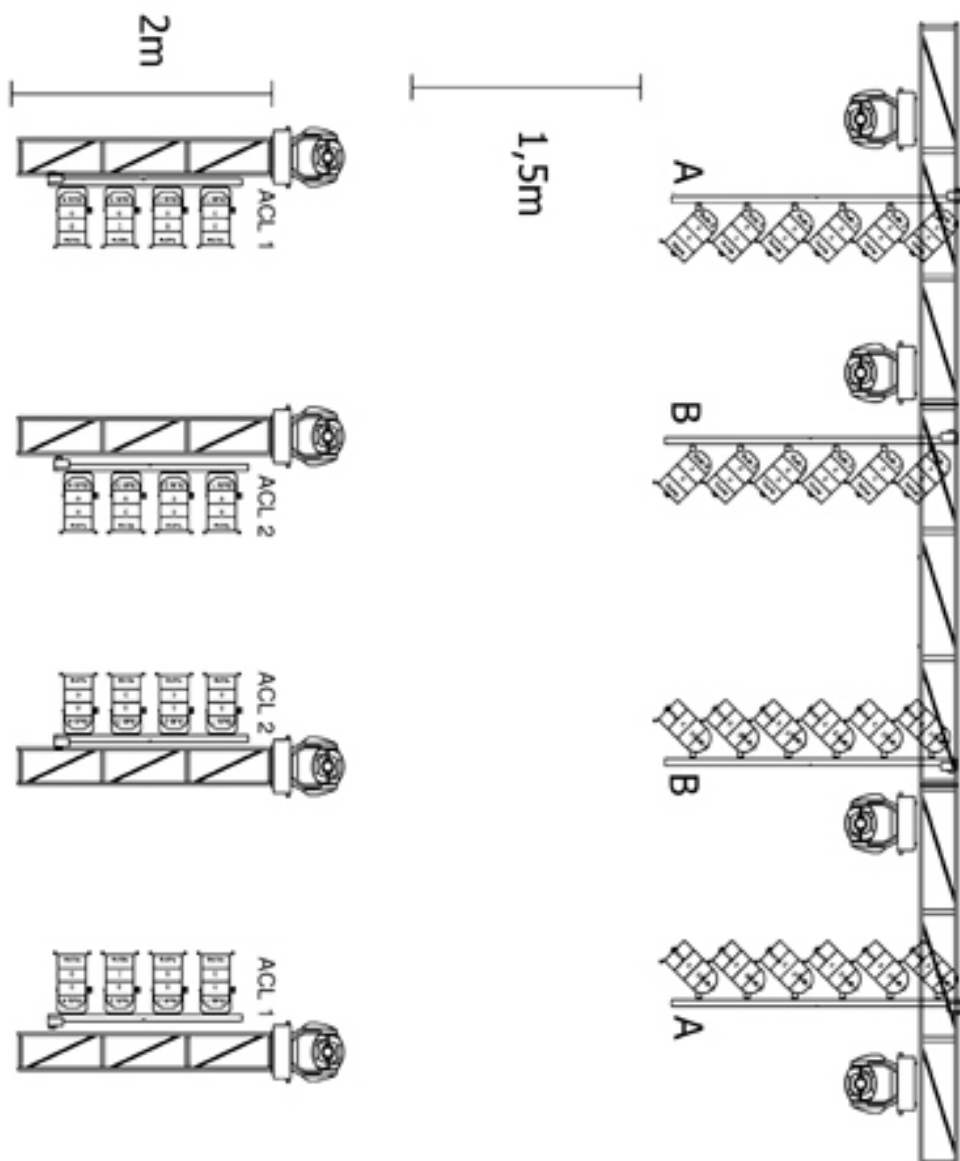
- Console:**
- MA Scanc Commander + MA Lightcommander or
 - JB Licon 1x, Grand MA
- no PC or Laptop Controls**

- 1 x Spot including staffing



by
All About Light
 Rafael Müller
 Mobil: +49 15112183321 Rafael@allaboutlight.de

As current by September 2009



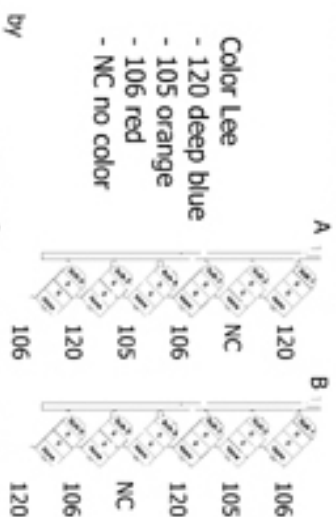
- Backtruss:
 - 4 x 6Bar Par64 CP60
 - 4 x Moving Lights SPOT
 - Black Backdrop

- Floor:
 - 4 x Moving Lights Spot
 - 2 x ACL
 - 7 x Floor cans PAR64 CP62 // 4 CH DIM
 - 1 x Hazer / or Smoke Machine and Fan

- Fronttruss:
 - 4 x 1KW Fresnel // 2 CH DIM
 - 4 x 4Light Blender
 - 3 x Profile Spot // 3 CH DIM

- Console:
 - MA Scancommander + MA Lightcommander
 - or
 - JB Licon 1x, Grand MA
- **no PC or Laptop Controls**

- 1 x Spot including staffing



by
ALL About Light
 Rafael Müller
 Mobil: +49 15112183321 Rafael@allaboutlight.de